
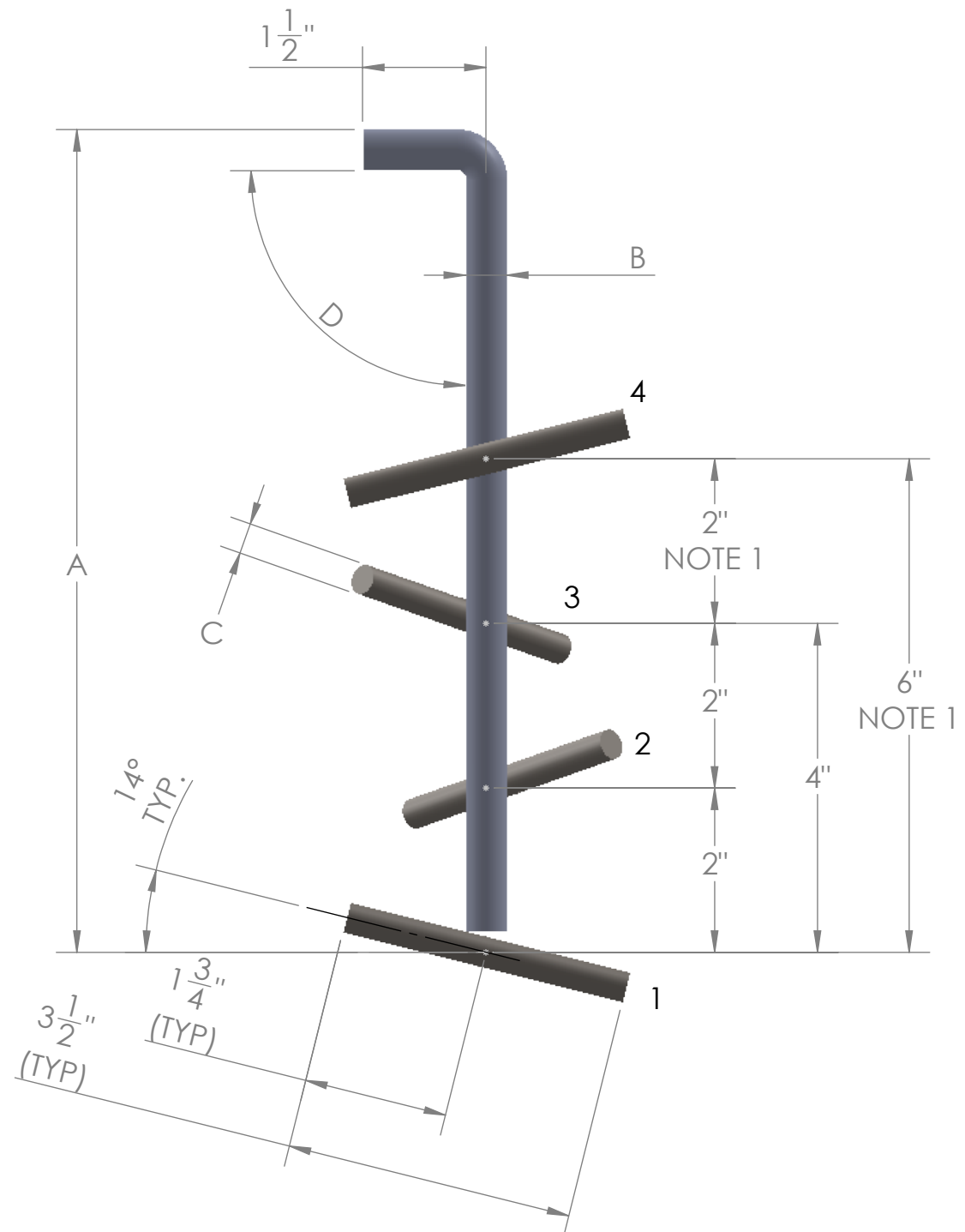


4

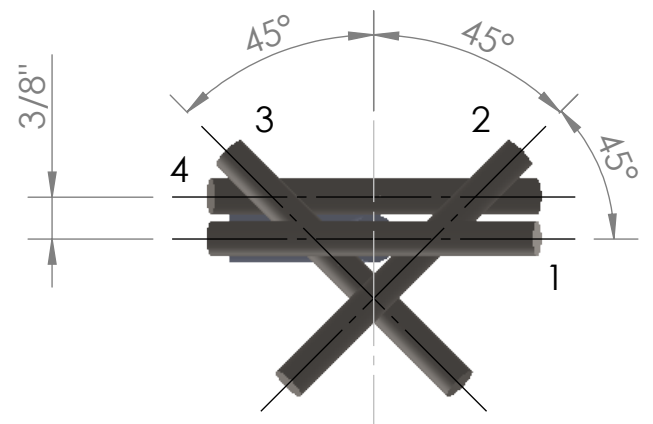
3

2

1



NOTES:
 1. DO NOT INSTALL PRONG No. 4 ON ANCHORS WITH A DIM. "B" OF 9" OR LESS.



PROPRIETARY AND CONFIDENTIAL
 THE INFORMATION CONTAINED IN THIS DRAWING IS THE SOLE PROPERTY OF MALCO. ANY REPRODUCTION IN PART OR AS A WHOLE WITHOUT THE WRITTEN PERMISSION OF MALCO IS PROHIBITED.

		UNLESS OTHERWISE SPECIFIED:		NAME	DATE	TITLE:	
		DIMENSIONS ARE IN INCHES		DRAWN	MW		1/6/26
		TOLERANCES:		CHECKED			
		FRACTIONAL ±		ENG APPR.			
		ANGULAR: MACH ±		MFG APPR.			
		BEND ±		Q.A.			
		TWO PLACE DECIMAL ±		COMMENTS:			
		THREE PLACE DECIMAL ±					
		INTERPRET GEOMETRIC TOLERANCING PER:					
		MATERIAL					
		Stainless steel					
		FINISH					
NEXT ASSY	USED ON	APPLICATION		DO NOT SCALE DRAWING			
				SIZE	DWG. NO.	REV	
				B	XT-101	0	
				SCALE: 1:3	WEIGHT:	SHEET 1 OF 1	



4

3

2

1

B

B

A

A