NO.	A
-1	2
-2	2 1/2
-3	3
-4	3 1/2
-5	4
-6	4 1/2
-7	5
-8	5 1/2
-9	6
-10	6 1/2
-11	7
-12	7 1/2
-13	8
-14	8 1/2
-15	9

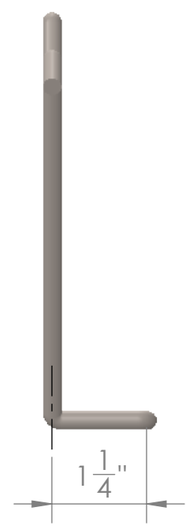

(See note 1)

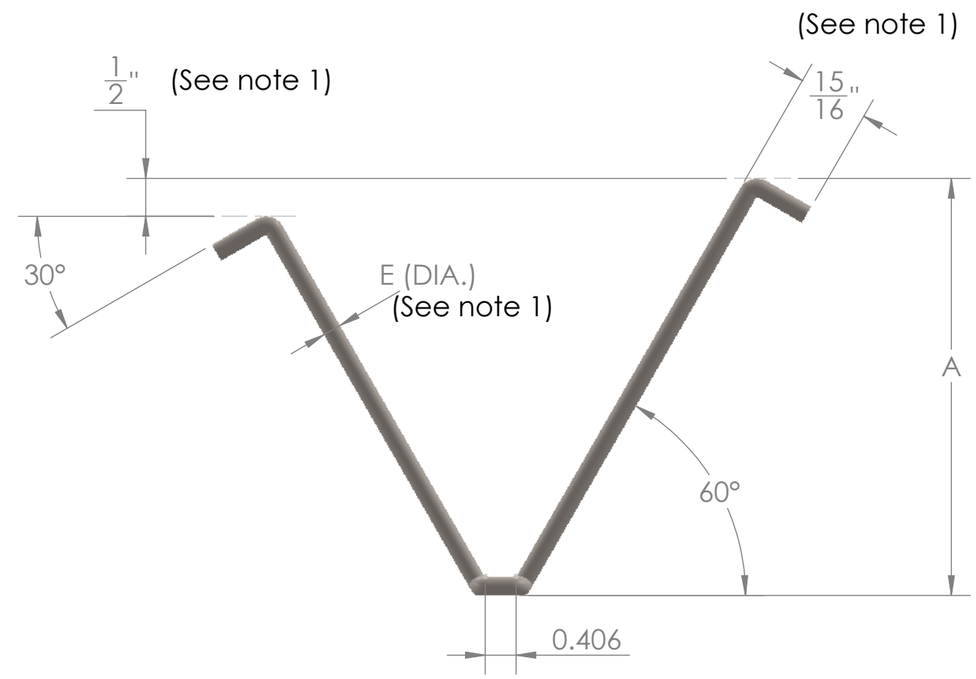



Notes:
1) Where this note is referred to on the drawing the application shall be specified by the customer.

PROPRIETARY AND CONFIDENTIAL
THE INFORMATION CONTAINED IN THIS DRAWING IS THE SOLE PROPERTY OF MALCO. ANY REPRODUCTION IN PART OR AS A WHOLE WITHOUT THE WRITTEN PERMISSION OF MALCO IS PROHIBITED.

NEXT ASSY	USED ON
APPLICATION	

UNLESS OTHERWISE SPECIFIED:
DIMENSIONS ARE IN INCHES
TOLERANCES:
FRACTIONAL ±
ANGULAR: MACH ± BEND ±
TWO PLACE DECIMAL ±
THREE PLACE DECIMAL ±
INTERPRET GEOMETRIC TOLERANCING PER:
MATERIAL Stainless steel
FINISH
DO NOT SCALE DRAWING

	NAME	DATE
DRAWN	MW	12/11/25
CHECKED		
ENG APPR.		
MFG APPR.		
Q.A.		

COMMENTS:

TITLE:

MALCO

SIZE	DWG. NO.	REV
B	AR-755	0

SCALE: 1:2 WEIGHT: SHEET 1 OF 1