

4

3

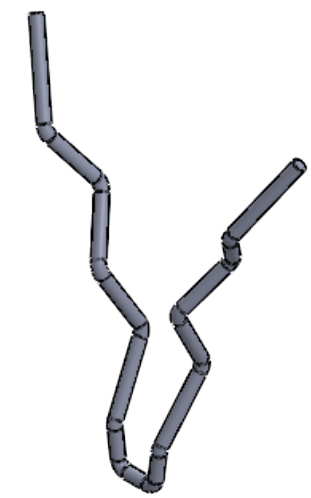
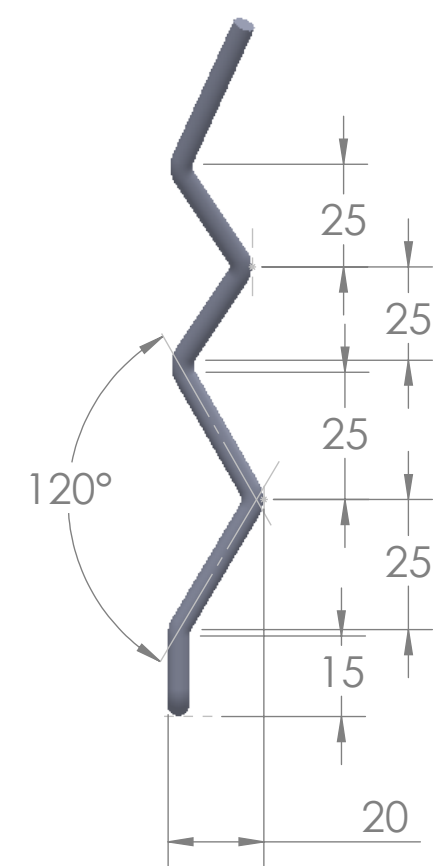
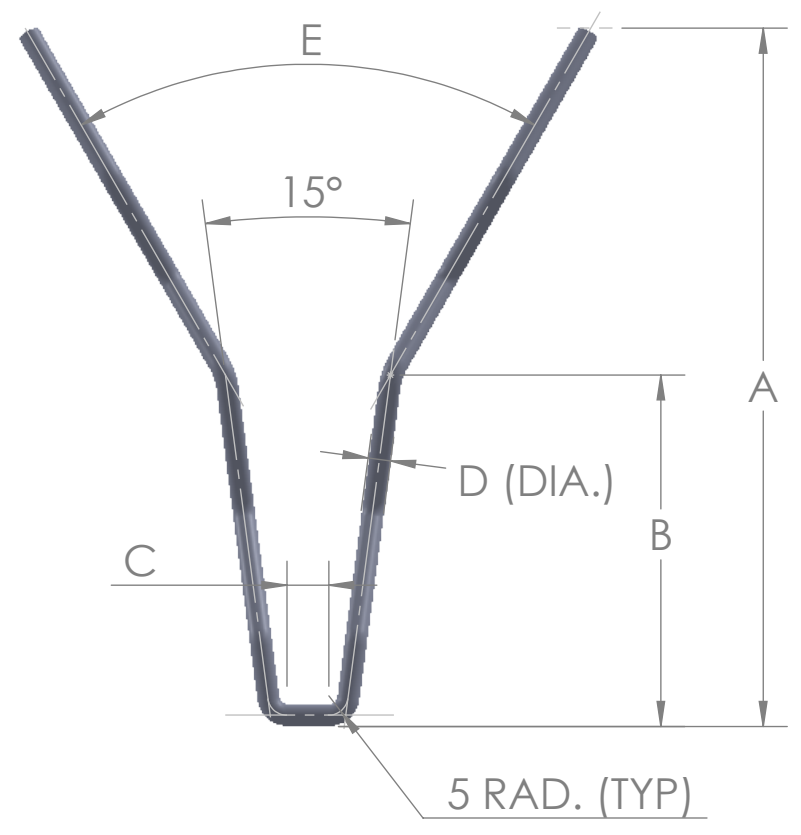
2

1

B

B

| NO. | A | B | C | D | E |
|-----|----------|---------|--------|--------|-----|
| -1 | 190mm | 95mm | 20mm | 6mm | 60° |
| | 7.4803" | 3.7402" | .7874" | .2362" | 60° |
| -2 | 150mm | 75mm | 20mm | 6mm | 60° |
| | 5.9055" | 2.9528" | .7874" | .2362" | 60° |
| -3 | 170mm | 85mm | 20mm | 6mm | 60° |
| | 6.6929" | 3.3465" | .7874" | .2362" | 60° |
| -4 | 200mm | 100mm | 20mm | 6mm | 60° |
| | 7.8740" | 3.9370" | .7874" | .2362" | 60° |
| -5 | 160mm | 80mm | 20mm | 6mm | 60° |
| | 6.2992" | 3.1496" | .7874" | .2362" | 60° |
| -6 | 140mm | 70mm | 20mm | 6mm | 60° |
| | 5.5118" | 2.7559" | .7874" | .2362" | 60° |
| -7 | 130mm | 65mm | 20mm | 6mm | 60° |
| | 5.1181" | 2.5591" | .7874" | .2362" | 60° |
| -8 | 180mm | 90mm | 20mm | 6mm | 60° |
| | 7.0866" | 3.5433" | .7874" | .2362" | 60° |
| -9 | 250mm | 125mm | 20mm | 6mm | 60° |
| | 9.8425" | 4.9213" | .7874" | .2362" | 60° |
| -10 | 110mm | 55mm | 20mm | 6mm | 60° |
| | 4.3307" | 2.1654" | .7874" | .2362" | 60° |
| -11 | 260mm | 130mm | 20mm | 6mm | 60° |
| | 10.2362" | 5.1181" | .7874" | .2362" | 60° |
| -12 | 310mm | 155mm | 20mm | 6mm | 60° |
| | 12.2047" | 6.1024" | .7874" | .2362" | 60° |
| -13 | 300mm | 150mm | 20mm | 6mm | 60° |
| | 11.8110" | 5.9055" | .7874" | .2362" | 60° |
| -14 | 230mm | 115mm | 20mm | 6mm | 60° |
| | 9.0551" | 4.5276" | .7874" | .2362" | 60° |
| -15 | 210mm | 105mm | 20mm | 6mm | 60° |
| | 8.2677" | 4.1339" | .7874" | .2362" | 60° |



A

A

PROPRIETARY AND CONFIDENTIAL
 THE INFORMATION CONTAINED IN THIS DRAWING IS THE SOLE PROPERTY OF MALCO. ANY REPRODUCTION IN PART OR AS A WHOLE WITHOUT THE WRITTEN PERMISSION OF MALCO IS PROHIBITED.

| | | | | | | |
|-------------|----------|--------------------------------------|-----------------|--------------|----------|--------|
| | | UNLESS OTHERWISE SPECIFIED: | NAME | DATE | | |
| | | DIMENSIONS ARE IN INCHES | DRAWN | MW | 10/28/25 | TITLE: |
| | | TOLERANCES: | CHECKED | | | |
| | | FRACTIONAL ± | ENG APPR. | | | |
| | | ANGULAR: MACH ± BEND ± | MFG APPR. | | | |
| | | TWO PLACE DECIMAL ± | Q.A. | | | |
| | | THREE PLACE DECIMAL ± | COMMENTS: | | | |
| | | INTERPRET GEOMETRIC TOLERANCING PER: | | | | |
| | | MATERIAL | Stainless steel | | | |
| | | FINISH | | | | |
| NEXT ASSY | USED ON | | | | | |
| APPLICATION | | DO NOT SCALE DRAWING | | | | |
| | | MALCO | | REV | | |
| SIZE | DWG. NO. | AR-729 | | 0 | | |
| SCALE: 1:2 | | WEIGHT: | | SHEET 1 OF 1 | | |

4

3

2

1